

# Meias Marias



## Crochet Stitch



# Harlequin

Harlequin crochet stitch is a very easy and quick stitch to make. It's a perfect stitch for a baby blanket or even for a full size afghan. And it's great to bust all your yarn leftovers.

Harlequin stitch requires a foundation chain in multiples of 7 sts + 6 ch and repeats itself on every 4 rows. This stitch makes a reversible pattern as there is no right side or wrong side.

You can find the stitch scheme at the end of this tutorial.

Set up Row — 1 sc in the 2nd ch from the hook

Repetir {  
Skip 2 ch  
7 tb (crochet shell) in the next ch  
Skip 2 ch  
1 sc in the next ch  
End with 1 sc in the last ch. Turn

Row 2 — chain 3  
3 tb-tog over the next 3 dc

Repetir {  
Chain 3  
1 sc in the next dc  
Chain 3  
7 tb-tog over the next 7dc  
End with 4 tb-tog over the next 3 tb and over the last sc. Turn

Row 3 — chain 3  
3 tb in the top of the 4 tb-tog

Repetir {  
Skip 3 ch  
1 sc on the sc of the previous row  
Skip 3 ch  
7 tb (crochet shell) over the 7 tb-tog  
End with 4 tb over the 3 tb-tog. Turn



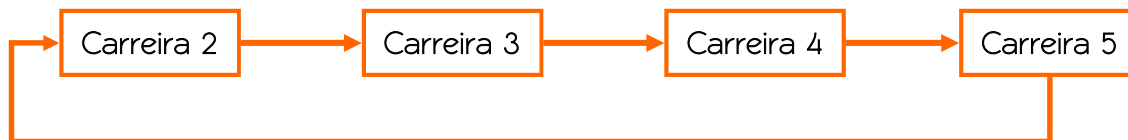
Row 4 — ch 1  
 1 sc on the first tb

Repetir { Chain 3  
 7 tb-tog over the next stitches ( 3 tb, 1 sc, 3 tb)  
 Chain 3  
 1 sc in the next tb  
 End with a sc over the 3th ch. Turn

Row 5 — Chain 1  
 1 sc over the sc

Repetir { Skip 3 ch  
 7 tb over the 7 tb-tog  
 Skip 3  
 1 sc over the sc  
 End with a sc over the sc. Turn

Repeat the sequence from Row 2 to Row 5 until you meet your project size:




Choose you ending row according to the finishing look you're after. If your going for a shell edging you can end with row 3 or 5.







This stitch scheme in on the next page.

Have a nice work and enjoy this wonderful crochet stitch! And don't forget to share your finished project with me!

# Harlequin Crochet Stitch Scheme



### Legend

-  Chain Stitch
-  7 treble crochet shell (all in the same base stitch)
-  7 treble crochet worked together (tb7tog)
-  Single stitch
-  4 treble crochet shell (all in the same base stitch)
-  4 treble crochet worked together (tb4tog)